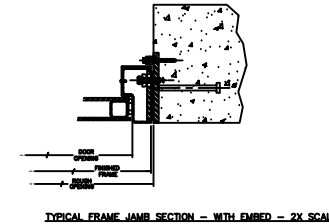
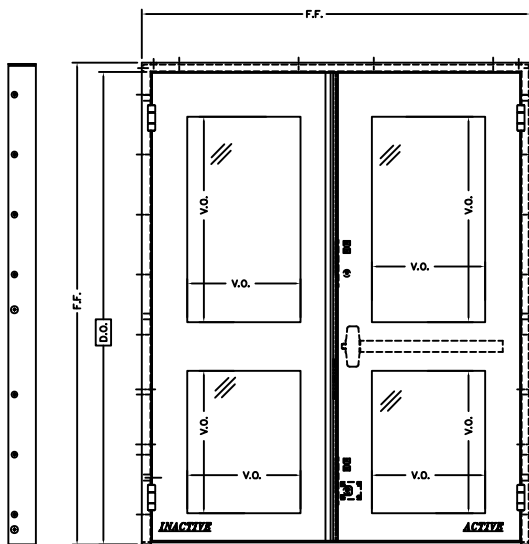


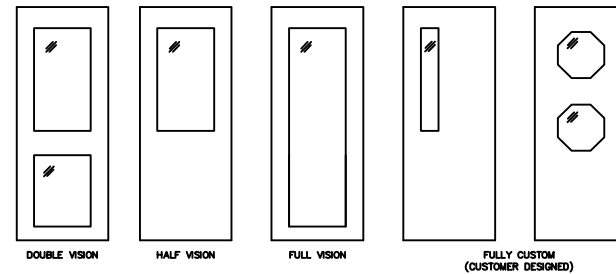
HORIZONTAL CLEAR OPENING
(OPAQUE DOOR - ACTIVE LEAF)



TYPICAL FRAME JAMB SECTION - WITH EMBED - 2X SCALE



DOOR LEAF STYLES



DSDV-15R 15 MINUTE FE/BR VISION DOUBLE DOOR

A.F.F. = ABOVE FINISHED FLOOR
C.O. = CLEAR OPENING
CUST. = CUSTOMER
D.O. = DOOR OPENING
EXT. = EXTERIOR
F.F. = FINISHED FRAME
INT. = INTERIOR
LOC. = LOCATION
No. = NUMBER
PO. = PURCHASE ORDER
QTY. = QUANTITY
R.O. = ROUGH OPENING
V.O. = VISION OPENING
WO. = WORK ORDER

HARDEN MODEL No. DSDV-15R-175E-01
DOS MODEL No. CDDT-16R-HSP-01A
GLAZING No. 15 MIN FE/BR

4	1	15MIN DD VIS 800	EMBED DETAIL
3	1	15MIN DD VIS 300	FRAME ASSEMBLY AND WELD
2	1	15MIN DD VIS 200	INACTIVE LEAF ASSEMBLY
1	1	15MIN DD VIS 100	ACTIVE LEAF ASSEMBLY
ITEM	QTY.	PART NO.	DESCRIPTION

TOLERANCES:		HARDEN ARCHITECTURAL SECURITY PRODUCTS LLC. LANCASTER, PA 17601	
ANGULAR (DEG/MIN)	±0°30'	CUSTOMER	
LINEAR (FRAC)	±1/16		
LINEAR (DEC)	±.08		
	.X ±.03	TITLE	
	.XX ±.015		
DRAWN BY:	DATE:	DSDV-15R 15 MINUTE FE/BR / VISION DOUBLE DOOR	
CHECKED BY:	DATE:	SIZE	DWG. NO.
ENGINEERED BY:	DATE:	SCALE	W.O. NO.
			SHEET

DSDV-15R CAD